

REDBACK™





1520
105 BAR
PSI


8.5
L/PM


ELECTRIC MOTOR
2.2KW 1 PHASE
MOTOR TYPE


2800RPM
DRIVE


COLD
WATER
OUTPUT









APPLICATIONS

-  Domestic Cleaning
-  Car Cleaning
-  Motor Bike Cleaning
-  Agriculturist



STANDOUT FEATURES

-  AR® Italian brass plunger pump delivers performance and longer life.
-  Quality maintenance free Italian induction electric motor with thermal protection.
-  Automatic by-pass valve with pump head pressure discharge.
-  Brass adjustable unloader valve for user flexibility.
-  DIY viewable water inlet filter.
-  Total Stop Protection System™ (TSS) for operational longevity.

MORE FEATURES.
MORE INNOVATION.
MORE TECHNOLOGY.

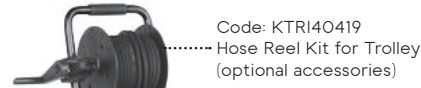
STANDARD EQUIPMENT



Gun & Lance: Spray gun w/lance and vario hi-low nozzle.



Hose: 8m 1/4" high pressure hose w/quick coupling.



Code: KTRI40419
Hose Reel Kit for Trolley
(optional accessories)



Code: KTRI40417
Trolley Kit
(optional accessories)



Code: KTRI40418
Wall Support Kit and Hose Reel
(optional accessories without hose)

TECHNICAL DATA

REDBACK™

Product Code	00109
Pressure / Flow Rate	1520 (105 BAR) / 8.5 L/PM (510 L/PH) / 2.2 GPM
Max Water Inlet Temp	50°C / 122°F
Usage Frequency	Semi Professional: Weekly Usage
Nozzle Size	03
Frame Structure	Carry Frame Plastic Housing

MOTOR FEATURES

Motor / Power	Induction / 2.2kW / 1 Phase / 230v / 50Hz
Cable Length / Control	5M / Total Stop Protection System TSS™

HYDRAULIC FEATURES

Pump / Head / Pistons	AR® Plunger Triplex / Brass / Ceramic
Motor Pump Coupling / Pump RPM	Direct / 2800RPM
Unloader Valve	Integral
Detergent Injector	Y - Downstream low pressure

DIMENSIONS & WEIGHT

Machine Dimensions / Weight	400mm(L) x 230mm(W) x 260mm(H) / 17KG
-----------------------------	---------------------------------------

WARRANTY(S)

Unit / Pump / Motor Warranty*	 1 Year (Domestic Usage)
-------------------------------	---

OPTIONAL ACCESSORIES

Turbo Head w/lance	JWA160.03
High Pressure Hose Swivel	26104000
Additional High Pressure Hose	52003
JW3 Foaming Lance w/1L Tank	JWA221
12" Hammerhead FSC w/Lance	JWA-FSC12-CMPL

OPTIONAL UPGRADES

Wall Mount + Hose Reel	KTRI40418
Trolley Kit	KTRI40417
Hose Reel Kit Suit Trolley Kit	KTRI40419

Copyright © 2023 Jetwave® Group Pty Ltd. All Rights Reserved.

The manufacturer reserves the right to modify design features and technical facts without notice, due to our principals of continuous improvement.

*Coverage against defects in material and workmanship (refer to Jetwave's and component partners T&Cs).

V3.2 09/23