

CADET™ G2 280-15



4060 PSI	15 L/PM	ELECTRIC MOTOR 7.5KW 3 PHASE MOTOR TYPE	DIRECT SOFT COUPLING 1450RPM DRIVE	COLD WATER OUTPUT
--------------------	-------------------	---	---	---------------------------------------



HERO INNOVATIONS

- PEXO™**
Stainless Steel Exoskeleton
- JWPP™**
Jetwave Italian Premium Pump
- DTS™**
Delayed Timer Stop
- BCT™**
Bypass Cooling/Water Buffer Tank
- ETL™**
Engineered Top Lifting Lug

APPLICATIONS

- Mining & Earth Moving
- Food & Beverage Cleaning
- Transportation & Logistics
- Factory Cleaning



STANDOUT FEATURES

- JW® Enhanced Italian triplex plunger pump running at 1450RPM delivers more performance and longer life.
- Maintenance free low speed, electric motor, air cooled and protected with thermal cut-out.
- Jetwave Safety System™ (JSS) safety valve to prevent over pressurisation.
- Seamless & sealed 12L on-board bypass water cooling tank for added pump protection.
- Quality assured low 24v electrical control box & emergency stop or increased safety.
- DTS™ Delayed Timer Stop electronic control for overall unit protection.

STANDARD EQUIPMENT

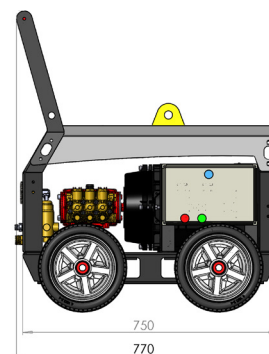
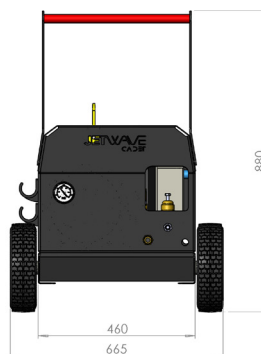


J5000™ High Pressure Gun + Twin Lance with Nozzles.



15m Double Wire Braid Hose with M22 Couplings.

DIMENSIONS



TECHNICAL DATA 0:00

CADET™ G2 280-15

Product Code	CW4000-15ELG2
Pressure / Flow Rate	4060 (280 BAR) / 15 L/PM
Max Water Inlet Temp	60°C
Class (ASNZS: 4223)	Class A (4,200 Bar/Litres)
Usage Frequency	Industrial: 6 - 8 Hours Daily
Nozzle Size	O4
Frame Structure	CNC Modular galvanised steel chassis plus satin powder coat finish and stainless steel cover

MOTOR FEATURES

Motor / Power	Induction / 7.5kW / 3 Phase / 415v / 50Hz / 32A
Cable Length / Control	8M / Delayed Timer Stop DTS™


HYDRAULIC FEATURES

Pump / Head / Pistons	JW® Italian Triplex Plunger / Brass / Ceramic
Motor Pump Coupling / Pump RPM	Soft Coupling Drive / 1450RPM
Unloader Valve	Independent - Adjustable
Safety Valve	Yes
Detergent Injector	Yes - Downstream low pressure (power boost)

DIMENSIONS & WEIGHT

Machine Dimensions / Weight	770mm(L) x 665mm(W) x 880mm(H) / 140KG (approx.)
-----------------------------	--

WARRANTY(S)

Unit / Pump Warranty*	 2 Years
Motor Warranty*	 2 Years

OPTIONAL ACCESSORIES

30m Hose Reel w/30m hose	1060CMPL-CG2
Turbo Head w/Lance (300BAR)	JWA160
JW Bypass Pro Foam	PROFOAM

OPTIONAL UPGRADES

High Temp Upgrade	ADD: HT
-------------------	---------

Copyright © 2023 Jetwave® Group Pty Ltd. All Rights Reserved.

The manufacturer reserves the right to modify design features and technical facts without notice, due to our principals of continuous improvement.

*Coverage against defects in material and workmanship (refer to Jetwave's and component partners T&Cs).

V3.0 04/23